



No eating and drinking.

This is to prevent chemicals, pathogens, etc., from entering the body.

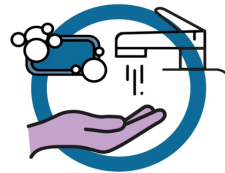
Do not eat, drink, or engage in activities in the experimental areas that may cause harmful substances to enter your body.



Your host may have additional requirements or specific instructions to ensure your safety while at OIST.


Be sure to follow their instructions and ask your host if you have any questions.

Notes



Wash your hands before and after entering the laboratory.

This is to prevent contamination of experimental samples and to prevent chemicals, pathogens, etc., from spreading outside of the experimental areas.



Various personal protective equipment is available depending on the hazards.

Select and wear the appropriate personal protective equipment.



Do not wear sandals, open-toed shoes in the lab.

Wear fully covered shoes in the lab to protect your feet.



Version 1.1
March 2026

Safety Information

The following are included in this Safety Information. Please keep it with you at all times while at OIST.

- Injury and accident preventive measures
- Actions when accidents occur

Various chemical, biological, and physical experiments are conducted at OIST.

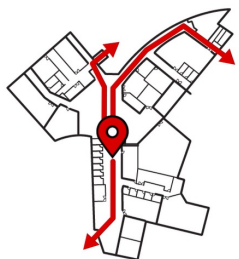
For your safety and health, please follow the basic lab safety rules.



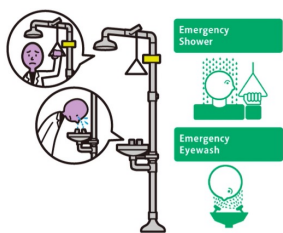
Occupational Health and Safety Section
research_safety@oist.jp

Check Before Entering

Evacuation Route



Emergency Shower



Check the evacuation routes, emergency showers, and other emergency information before entering the experimental areas.

Please check the map on the wall for evacuation routes, evacuation meeting points, emergency showers, fire extinguishers, etc.



Emergency

Call **119** for Ambulance and Fire Department



OIST Help-Line

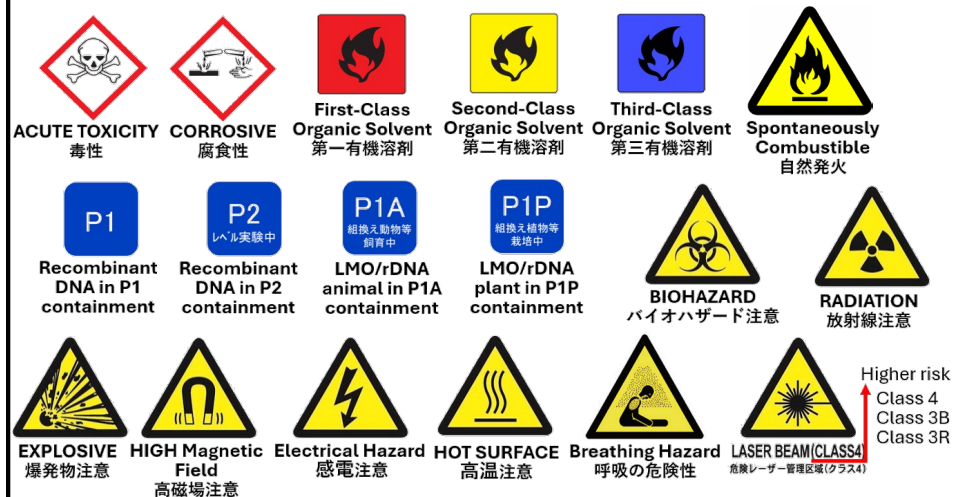
098-966-8989

Call **119** directly for life-threatening emergencies.

After calling the emergency, immediately call the OIST Help-Line.

Signs posted at the laboratory entrances indicate the hazards inside the laboratories. Some signs indicate prohibited items and precautions. Check and understand the meaning of the signs before entering the laboratory.

Common Safety Signs about Hazards



Common Prohibited Actions and Caution Safety Signs



Do not touch anything in the experimental areas without permission.


Some chemicals, pathogens, etc., are difficult to see.

An object may be contaminated even if it looks clean.

Objects and Liquids

Equipment

Lab Benches



Due to the hazardous nature, do not touch any objects in the experimental areas without permission, including those on the floor. Inform researchers nearby and ask them to take care of the situation.



Report Immediately

If you find abnormalities